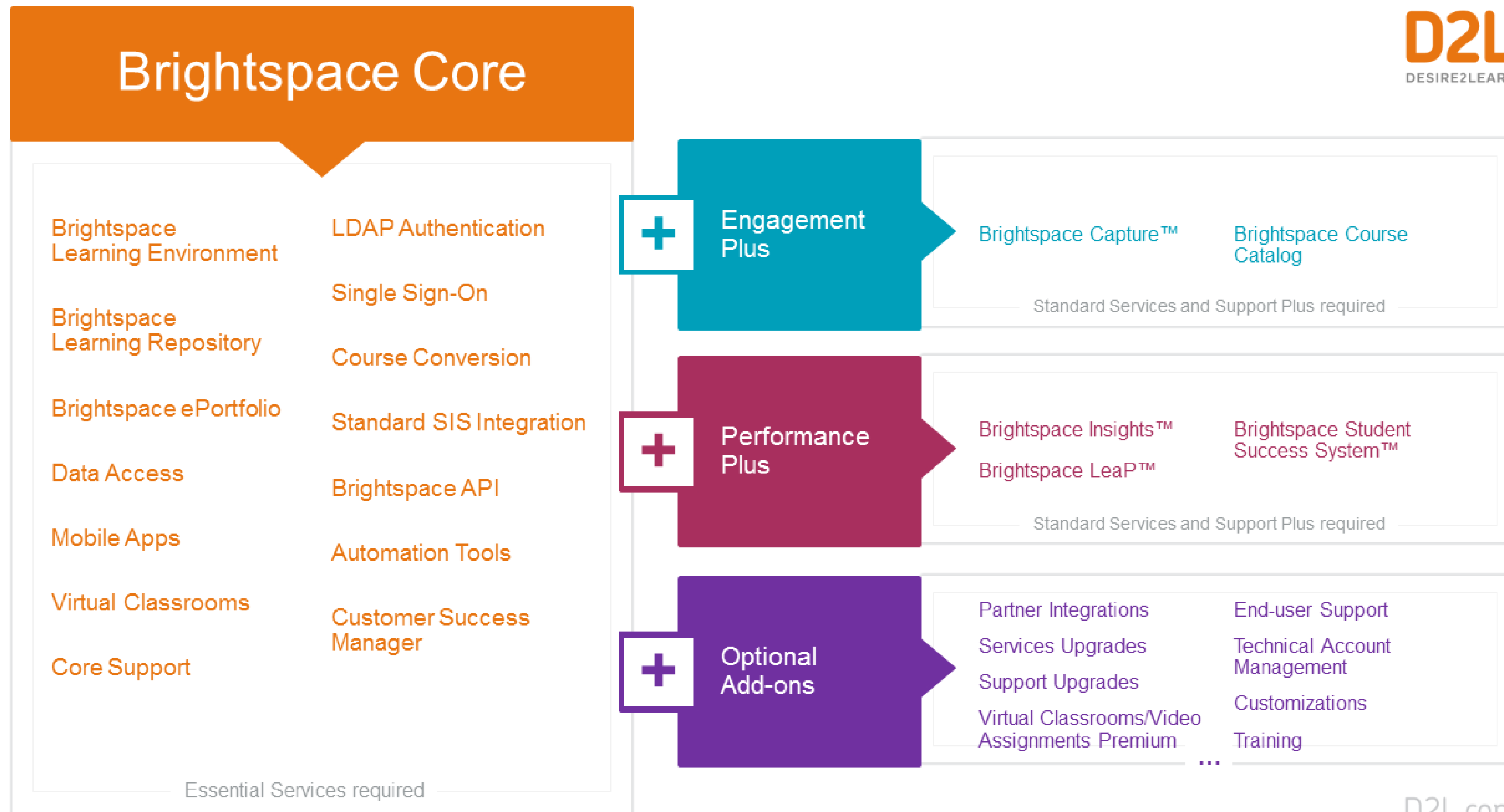


What's new in Brightspace Core

Fusion 2017

Ashley Osika & Cressa Price

What's Brightspace Core?



Daylight Updates

Daylight

- The new Brightspace Daylight Experience
- Modern look and feel throughout Brightspace
- A fresh new color palette
- New typography



The screenshot displays the Brightspace Daylight interface. At the top, the College University logo is visible alongside navigation links: Calendar, Discussions, LOR, ePortfolio, Log Out, and More. Below this, an 'Announcements' section is shown with a 'Welcome Students!' announcement posted on Jan 11, 2016. The announcement includes a photo of a student and a message about Spring 2016. Below the announcement, the 'Edit Announcement - Welcome!' form is visible. The form has a 'General' tab with fields for 'Headline*' (containing 'Welcome Students!') and 'Content*'. The content field includes a rich text editor with a toolbar (bulleted list, numbered list, link, unlink, H3 - Head, Bold, Italic, Underline, and a link icon) and a text area containing placeholder text: 'Lorem ipsum dolor sit amet etc. Lorem ipsum dolor sit amet etc. Lorem ipsum dolor sit amet etc.'. Below the text area is a small image of a student and a 'Sp' label. At the bottom of the form are 'Update' and 'Cancel' buttons. A 'Show All Announcements' link is located at the bottom right of the announcement section.

COLLEGE UNIVERSITY

Calendar Discussions LOR ePortfolio Log Out More ▾

Announcements ▾

Welcome Students! ▾

Posted Jan 11, 2016 7:12 PM

Spring 2016 is upon us!

Hello, and happy New Year to all of you. I you're all feeling rested after the holidays.

Please find your courses listed in the My Courses widget above, and be sure to lorem ipsum dolor sit amet etc.

Edit Announcement - Welcome!

General

Headline*

Welcome Students!

Content*

⋮ H3 - Head B I U ⋮

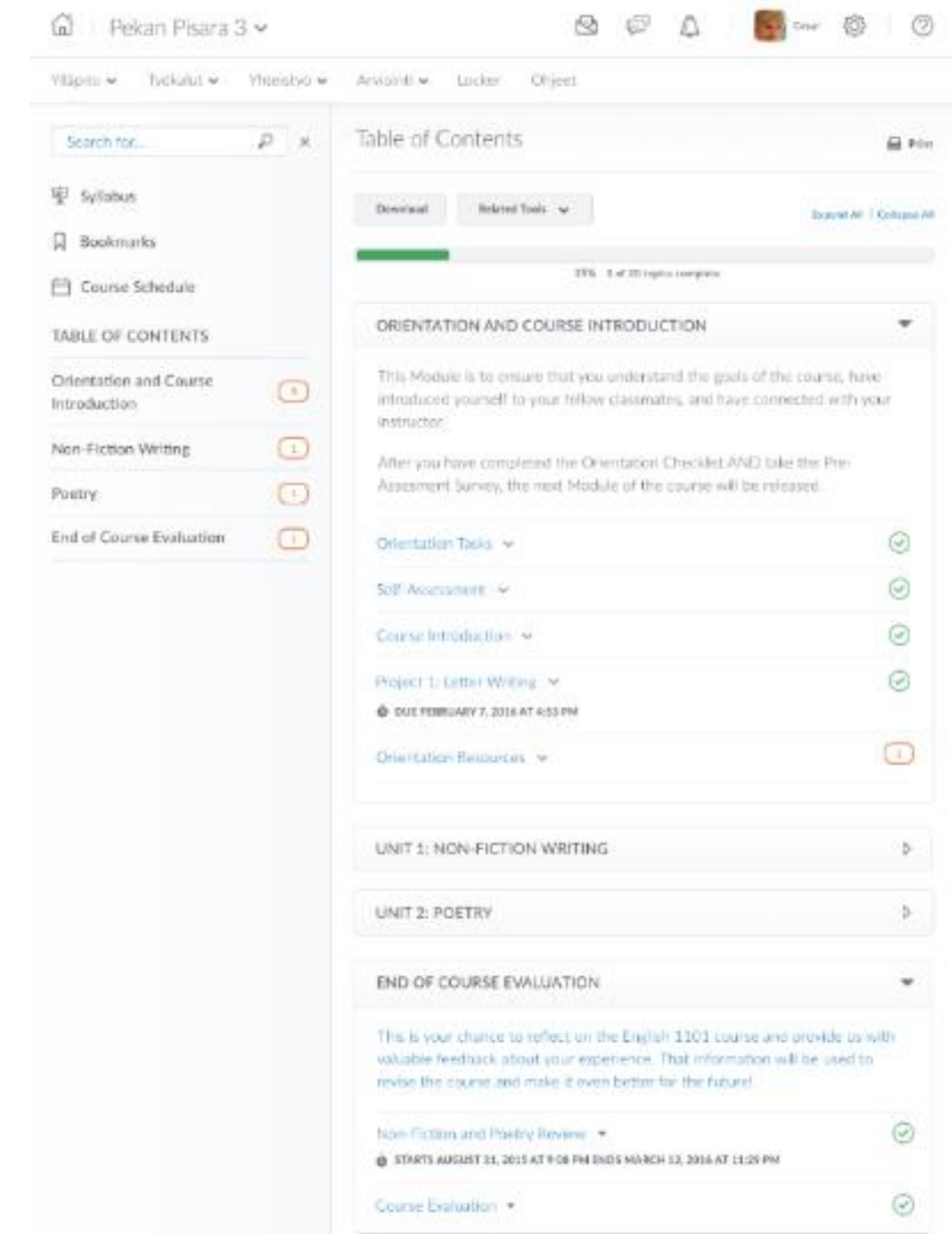
Sp

Update Cancel

Show All Announcements

Daylight Features

- Responsive web design, typography, homepages
- Consistent look and feel for common components such as buttons and menus
- Updated Table of Contents
- Updated Navbar terms and icons
- Overflow links on the navbar appear in a “More” overflow menu
- Improved responsiveness to mobile and small devices



Daylight Features

- New My Courses widget and photo library
- Updated User Progress
- Updated Class Progress
- Updated Assignments
- Updated Quizzing
- And more!

My Courses ▾



Biology 101



Foundations of Writing



Intro to Physics



Leadership 101



Icons Research Course



K12 Layout Course



Science

[View All Courses](#)

Daylight – Icons in Content


- The return of icons in content!







Week 1: Root Vegetables			▼
☰	Chemical Compounds in Root Vegetables ▼ Discussion	Draft ▼	⋮ ✓
☰	How to Harvest Tubers ▼ Audio	Draft ▼	⋮ ✓
☰	Soil Composition ▼ PDF document		✓
☰	Cooking with Root Vegetables ▼ Word document		✓
☰	The History of Potatoes ▼ Assignment		✓



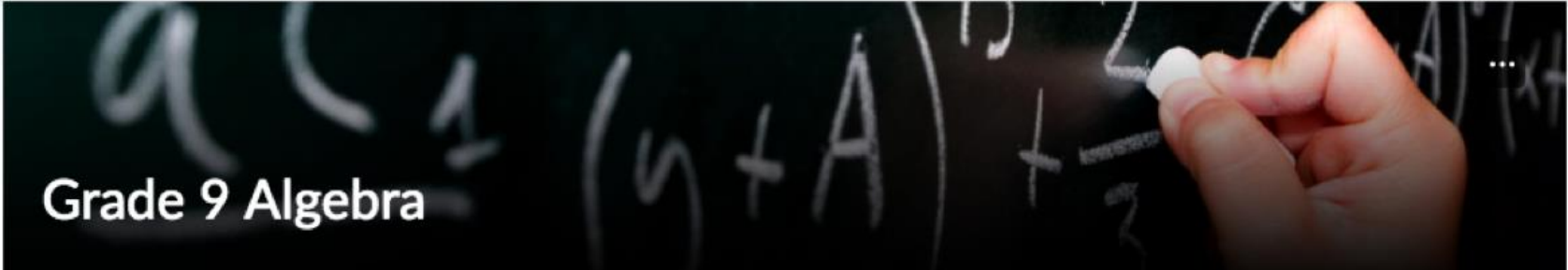
Activity Feed

Activity Feed


 Grade 9 Algebra

 Emily Valens 


Content Grades Course Admin




Grade 9 Algebra


 Create a post...

Latest Posts


 Message • June 1, 2017 4:23 PM Options


Here's the sign-out sheet for the graphing calculators. Remember to have your parents sign this and hand-in by Friday.

 [Graphing Calculator Form](#)
drive.google.com


 Ashley Carina • June 1, 2017 4:26 PM Options

Can I bring a scientific calculator from home instead?




 Message • June 1, 2017 4:01 PM Options

Welcome to Grade 9 Algebra! No fidget spinners please.

 Meghan Aarons • June 1, 2017 4:05 PM Options

I love algebra



Updates

Calendar

Wednesday, July 12, 2017

Upcoming events

JUL

12

Continued Presentation Day!

- A familiar social media like interface for staying connected with learners
- From one spot, the instructor can create new posts to share information and provide access to activities, and students can comment on those posts
- The posting functionality includes the ability to link to existing course activities like quizzes and assignments, link to a Google Drive document, or link to a URL

Quizzing Updates

New Question Creation Experience

- Transformed UX for creating/editing quiz questions
 - Live preview pane
 - Simplified options
- Now available for the most popular question types:
 - Multiple Choice
 - True or False
 - Written Response (previously known as Long Answer)
 - Short Answer
 - New grading option: all-or-nothing



Question Creation: Multiple Choice

Multiple Choice

Options

Question Text *

A reaction between an acid and a base is called a

Answers *

☒ neutralization reaction

☐ salt reaction

☐ hydroxide reaction

☐ single replacement reaction

Add Answer

☒ Randomize answers for each student

Points *

1

Save

Cancel

A reaction between an acid and a base is called a

- ☐ neutralization reaction
- ☐ salt reaction
- ☐ hydroxide reaction
- ☐ single replacement reaction

Shuffle & Anchor Quiz Questions

- One-click option to shuffle the order of questions in a quiz or section!
- Anchor questions to start or end of quiz but randomize the rest

☒ Shuffle order of questions at the quiz level
Also shuffles order of sections existing at the quiz level

Add/Edit Questions

Edit Values

Page	Name	Type	Points	Diff	Bonus	Mandatory
1	↕ Q1. ____ is the degree of variation of life forms with...	MC	1	0		✓
1	↕ Q2. An ecosystem has two components: biotic and abiotic.	MC	1	0		✓
1	↕ Q3. In which of the following order of size are: biome,...	MC	1	0		✓
1	↕ Q4. Which amongst the following is included in the ecos...	MC	1	0		✓



Grades

Grade Exemptions

- Students can now be exempted or unexempted
- Exemptions are displayed on all grades pages and visible in the gradebook
- Grade calculations account for exemptions by treating them like a dropped grade

Enter Grades Manage Grades Schemes Setup Wizard

Import Export Export to SIS More Actions

View By: User Apply

Search For... Show Search Options

Email

	Last Name First Name	Writing Assignments				Class Participation	
		Wk2 Eur Lit	Wk4 RU Lit	Wk6 Arabic Lit	Wk8 US Lit	Subtotal	Subtotal
	Brown, Shannon	Exempt	23.3 / 35, 66.7 %	- / -, -%	- / -, -%	23.3 / 35, 66.7 %	- / 10, -%
	Johnson, Jane	Exempt	30.6 / 35, 87.5 %	- / -, -%	- / -, -%	30.6 / 35, 87.5 %	- / 10, -%
	Olson, Frank	12.3 / 14, 87.5 %	16.6 / 21, 79.2 %	- / -, -%	- / -, -%	28.9 / 35, 82.5 %	- / 10, -%
	Smith, Kyle	9.3 / 14, 66.7 %	15.8 / 21, 75 %	- / -, -%	- / -, -%	25.1 / 35, 71.7 %	- / 10, -%

20 per page

- Exempted grades will appear in the Grades Import/Export
- A bulk exemption workflow is supported on the Grade Item page in the gradebook
- Exemptions are supported in Brightspace API's



Grade Exemptions

- Dropped and exempted grades are displayed in User Progress
- The display of weights in User Progress has been improved

Current

Graded Items			▼
Writing Assignments	Weight: 35 %	91 %	
▼ 2 Items		Last Modified: Sep 26, 2016 3:40 PM	
Week 4 Russian Writing Styles	Weight: 20 %	83 %	
		Last Modified: Sep 26, 2016 3:40 PM	
Week 2 Chinese Literature	Weight: 40 %	95 %	
		Last Modified: Sep 26, 2016 3:40 PM	

New

Graded Items			▼
Writing Assignments	Worth 35% of final grade. Achieved 31.9%	91 %	
▼ 2 Items		Last Modified: Sep 26, 2016 3:40 PM	
Week 4 Russian Writing Styles	Worth 11.7% of final grade. Achieved 9.7%	83 %	
		Last Modified: Sep 26, 2016 3:40 PM	
Week 2 Chinese Literature	Worth 23.3% of final grade. Achieved 22.2%	95 %	
		Last Modified: Sep 26, 2016 3:40 PM	

Release Final Grades Automatically

- The system can automatically mark a student's final grade as being 'released'
- An org can set a default that will enable or disable the automatic release of final grades in courses
- An instructor can choose to enable or disable the automatic release of final grades in their course(s), independent of the org default



Grades Export: Include Section/Group membership

Export Options

Export Grade Items For

All users




Apply

Key Field

- ☐ Org Defined ID
☐ Username
☒ Both

Grade Values

- ☒ Points grade
☐ Grade Scheme 

User Details

- ☐ Last Name
☐ First Name
☐ Email
☒ Section Membership
☒ Group Membership

- Select new Group or Section Membership options
- CSV file contains columns for each group category
- Sort or filter users offline
 - Create group or section class lists
- Added support for multiple section/group enrollments



Copy Final Grade Properties with Copy Course Components

- **Copy All** button now includes properties for calculated and adjusted final grades
- **Select Components** offers option to select one or both as needed
- Properties that are now copied:
 - Name, Short Name
 - Grade Scheme
 - Can exceed 100%
 - Display options for Student and Managing Views
 - Release Conditions

Group Discussions

Group-Filtered Discussions

- Create one topic with threads separated by group
 - Students only see threads from their group
- Teachers can manage all activity and assessment from one topic!
 - Use one grade item for everyone
 - Filter discussion threads by group or see all at once
 - Reduces scrolling on the Discussions List page



Post to All Groups

- Instructors can post once
 - Creates a copy of the thread for each of the groups in the topic
 - Section instructors can only post to **their** section

Post Thread to

--Select a Group--

--Select a Group--

All Groups

final project group 1

final project group 2

final project group 3

final project group 4

final project group 5

final project group 6

final project group 7

final project group 8

Final Project presentations

B

I

U

Post Thread to

--Select a Section--

--Select a Section--

All Sections Assigned to Me

Math101-C

Math101-D

Paragra...

B

I

Assignments

Ability to Hide Assignments

***Coming soon! (August)*

- Assignments tool now supports “Draft” mode, like Content
- New assignments hidden by default
- Bulk actions to hide/show all folders



Assignment Submission Folders

[New Submission Folder](#) [More Actions](#) ▾

Bulk Edit

<input type="checkbox"/>	No Category	
<input checked="" type="checkbox"/>	Week 1 assignment	
<input type="checkbox"/>	Week 2 assignment	
<input type="checkbox"/>	Week 3 assignment	▾
<input type="checkbox"/>	Final project	▾

Preview

Reorder

Event Log

Make Visible to Users

Hide from Users

Delete

Rubrics Display in Assignments

- A new config variable was introduced to allow the rubric to open in a popup, allowing instructors to simultaneously view a rubric and an assignment
- Could be viewed side-by-side or on a second monitor

The screenshot shows the Brightspace 'English Lit EV' interface. A 'Reading Rubric' popup is open, displaying a table with criteria and scoring points. The background interface shows 'Evaluate Submission' for 'European Literature - Submission' with a file 'Asmt 1 Lit review - KS.png' by Shannon Brown.

Choose scoring rubric: Reading Rubric

Reading Rubric
(not graded yet)

Criteria	Capstone 4 points	Milestones 3 points	Milestones 2 points	Benchmark 1 point	Score and Feedback
Comprehension	<input type="radio"/> Recognizes possible implications of the text for contexts, perspectives, or issues beyond the assigned task within the classroom or beyond the author's explicit message (e.g.,	<input type="radio"/> Uses the text, general background knowledge, and/or specific knowledge of the author's context to draw more complex inferences about the author's message and	<input type="radio"/> Evaluates how textual features (e.g., sentence and paragraph structure or tone) contribute to the author's message; draws basic inferences about context and purpose of	<input type="radio"/> Apprehends vocabulary appropriately to paraphrase or summarize the information the text communicates.	

Save & Record Save Cancel



Assignment Notifications

- Popular request from PIE: “Let me know whenever a student submits to an assignment!”
- There is now a Notification Email field on Assignment Properties tab
- Works the same as existing Quizzes feature
 - Email address (or list of addresses) will be notified on every new submission

Submission Options

▷ Show Submission Options

Notification Email

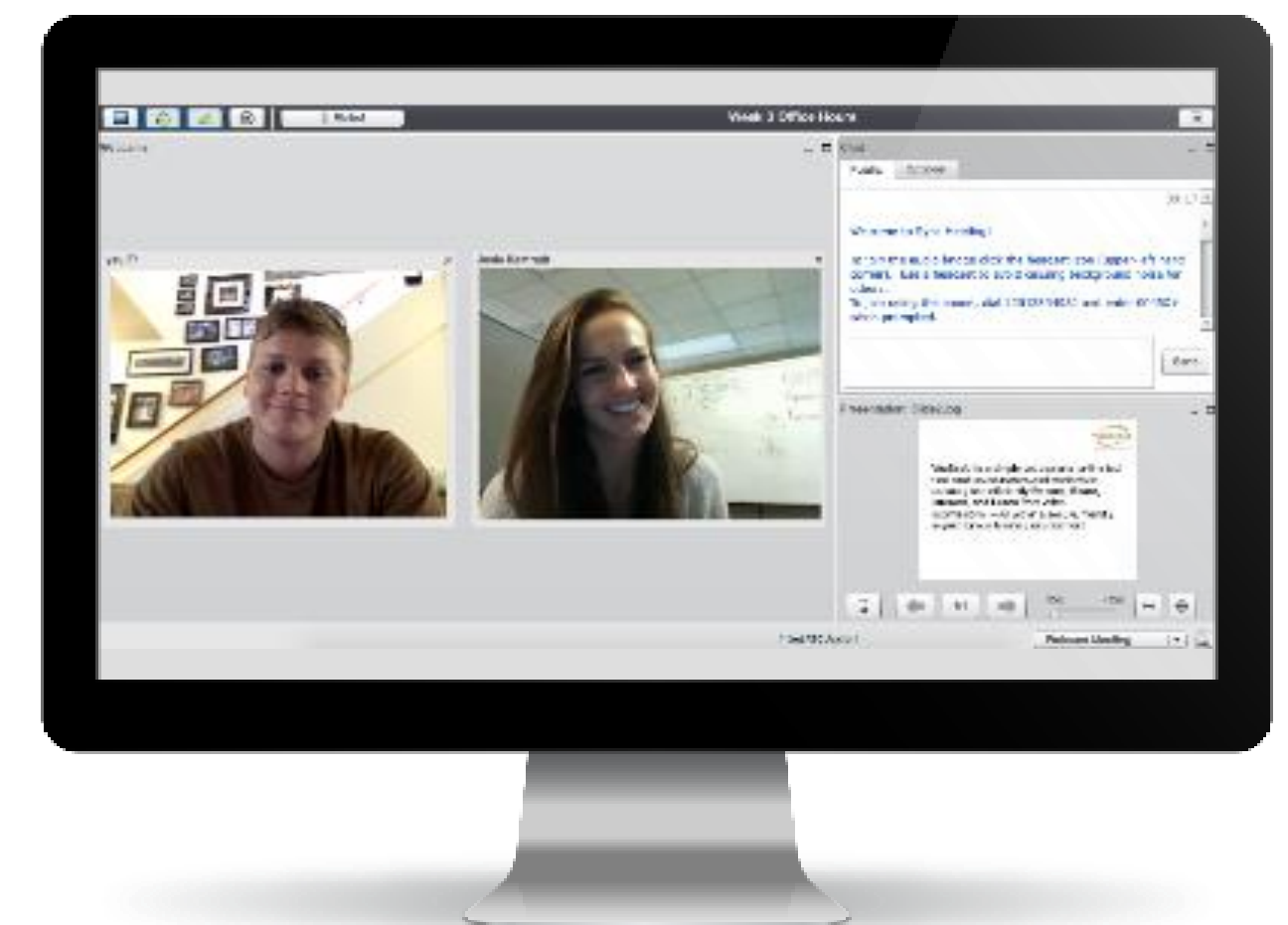
teacher@myschool.edu, TA@myschool.edu



Virtual Classrooms

Virtual Classrooms

- For every Brightspace customer YouSeeU will provide the ability to schedule Virtual Classroom Sessions with students within their course.
 - Webcam sharing, 7 simultaneous webcams active, up to 100 participants watching/consuming the virtual classroom session in a live-setting. Desktop sharing/capture by the moderator/presenter.
 - The ability to share presentation visual aids such as PDF's, PowerPoints, and images by the moderator/presenter. Includes ability to perform screen-sharing.
 - VoIP based audio connections.
 - Phone Bridging call-in capability for Instructors.
 - Meeting Recordings available for four months.
 - Up to 250 Virtual Classroom sessions per week.



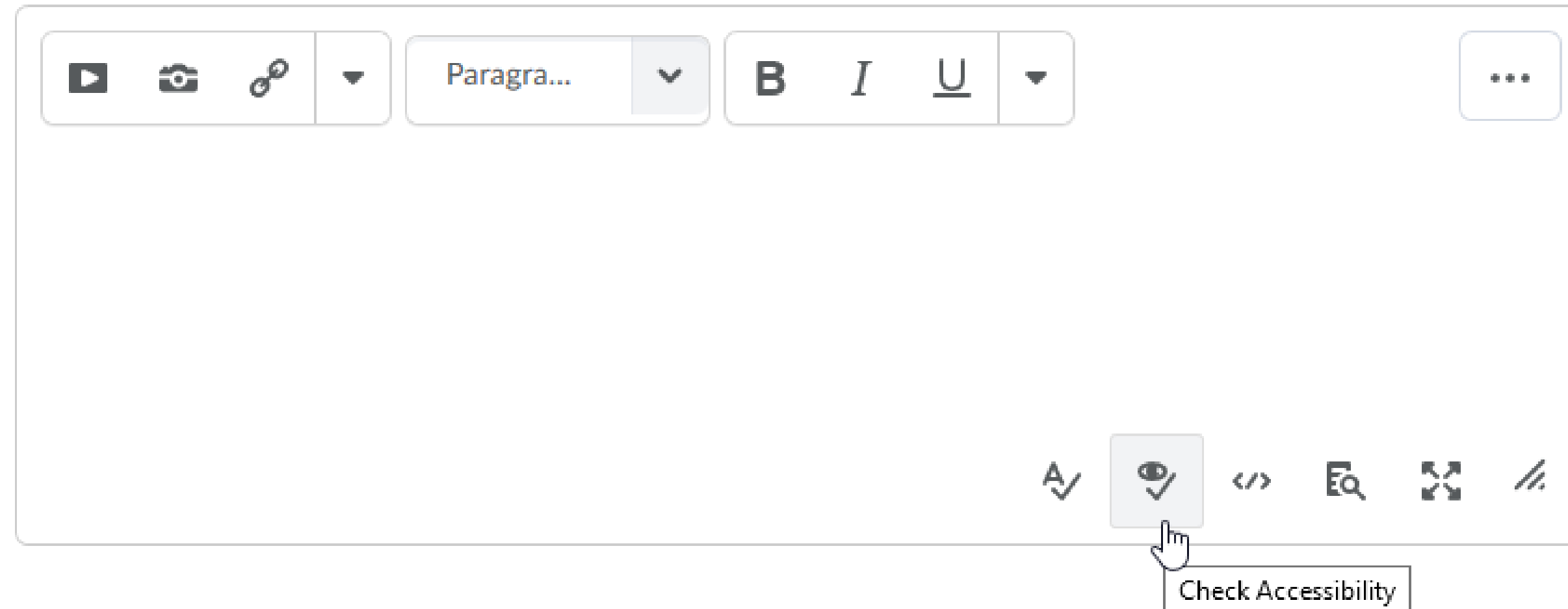
Virtual Classroom Enhancements

- HTML5 (responsive, Flash and Java free)
- Updated for Daylight
- Polling
- Downloadable shared files
- Expanded Emoticons
- Extend sessions on the fly
- Live captioning support
- Breakout rooms
- Freeze screen share
- Updated Recorded playback experience

HTML Editor Improvements

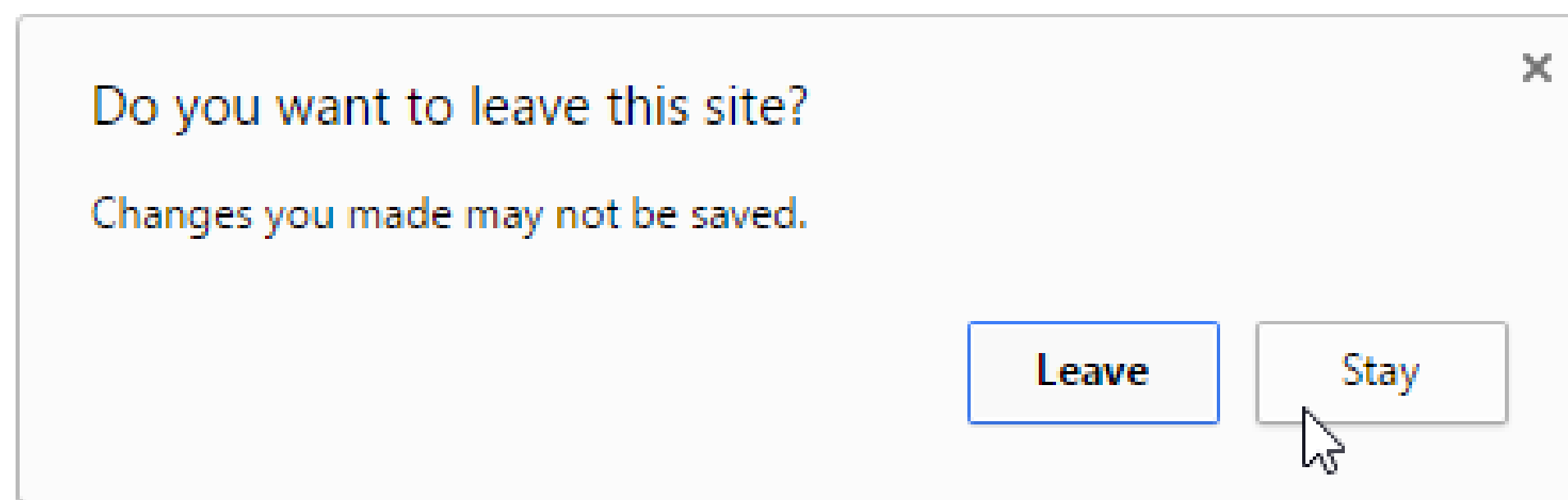
Accessibility Checker

- Easily find and repair common a11y issues
 - Missing alt-text on images
 - Captions on tables
 - Contrast color issues, and more!
- Included in all HTML editor fields



Unsaved Changes Prompt

- Users get a warning if they have unsaved work in an HTML editor
- No more losing work if you accidentally click on a link or close a browser tab!
- Available when editing HTML Content, Discussion posts, and Announcements.



Enhanced Paste Options



- Paste from Microsoft Word or other HTML sources
 - Retain formatting and images from source documents!
 - Drag-and-drop images into HTML editor
- Available in: Content, Discussions, Email, Announcements and Quiz Question creation
- Config option to control default behavior:
 - Keep formatting (New default behavior)
 - Strip formatting
 - Prompt user to choose

Paste Formatting Options ×

Choose to keep or remove formatting in the pasted content.

Remove Formatting

Keep Formatting

Time-Savers

Intelligent Agents Improvements

1. Agents stop running automatically after the Course ends!
 - Can still do a manual run at any time
2. Added bulk Delete action and Restore
3. Enabling an Agent only required for scheduled Agents
 - Manual and practice runs don't require extra step of "enabling" agent
4. Added "Next Run Date" to the Agents List
5. New replacements strings for Agent Emails:
 1. {LastLoginDate}
 2. {LastCourseAccessDate}



Brightspace Help

- Updated the old navbar link for Help to the new Brightspace Help site
- https://documentation.brightspace.com/welcome_page.htm
- To ensure users have access to the latest and greatest help materials

The screenshot displays the Brightspace Help website. At the top left, the text "Brightspace Help" is visible. In the top right corner, the "D2L" logo is prominently displayed in orange. Below the header, there is a navigation sidebar on the left containing several links: "Welcome to Brightspace Help", "About Brightspace Help" (which is currently selected and highlighted), "What's new?", "Navigating in Brightspace Help", and a list of topics including "Brightspace platform requirements", "Brightspace architecture", "Accessibility", "Semester start", "Brightspace Learning Environment", "Brightspace Learning Repository", and "Brightspace ePortfolio". The main content area on the right is titled "About Brightspace Help" and contains the following text: "The content in this site is applicable to the [Continuous Delivery](#) (CD) version of the Brightspace platform. For information on upgrading from 10.3 to CD, see [Continuous Delivery Upgrade Paths](#)." It also states: "If you require comprehensive 10.3 documentation, download the D2L Help 10.3 help package from the Community Archives in the Brightspace Community." and "You can also download Brightspace Help in the form of role-based help packages from the [Brightspace Community](#). This allows you to customize Brightspace Help for your Brightspace environment." Finally, it recommends: "If you are new to Brightspace Help, D2L recommends reading [Navigating in Brightspace Help](#)." In the top right of the main content area, there are small up and down arrow icons for scrolling.

Quicklink to Announcements

- Added a linkable page to view a specific announcement
- Even if item has been dismissed from the widget
- Link to an announcement from a discussion post (or anywhere)



Insert Quicklink

←

▼

Announcements

Office Hours

Begins 6/26/2017 2:01 PM

Office Hours

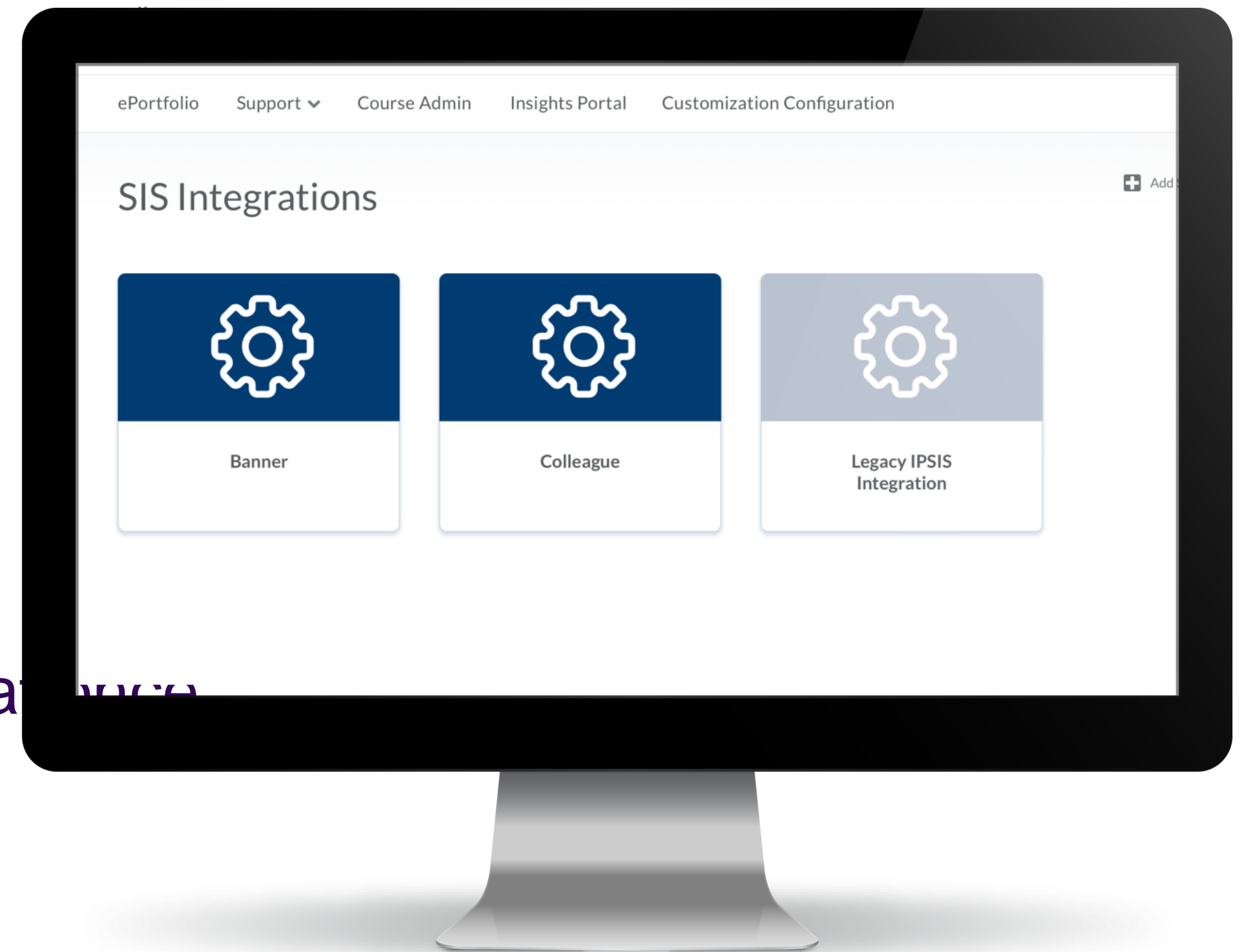
[Go to Announcements Tool \(Opens in a new Tab\)](#)

Cancel

Ellucian ILP Integration

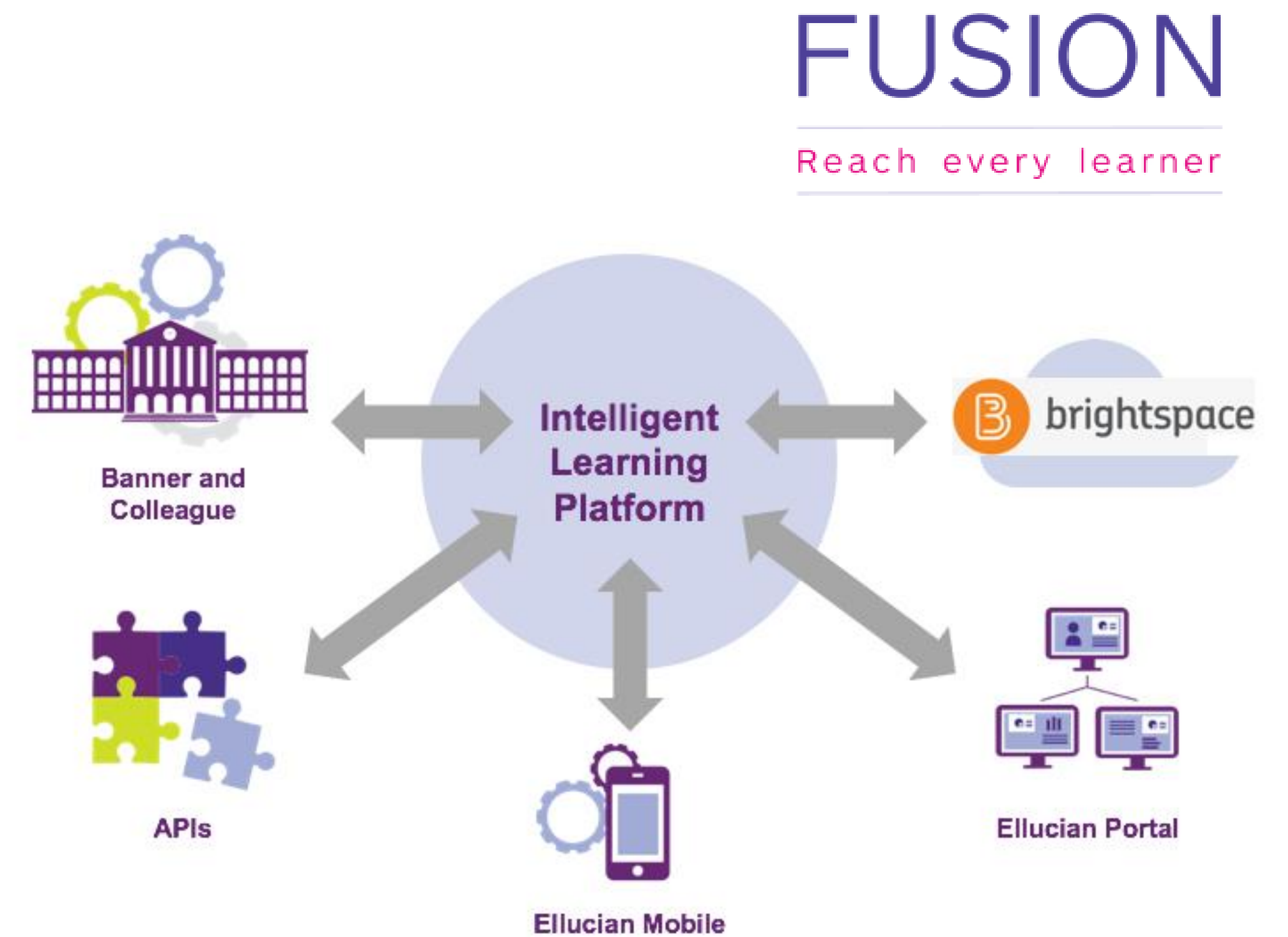
New Configuration Interface for IPSIS

- Intuitive and easy to navigate
- Fast, streamlined setup
- Proven default configs
- Supports form multiple source systems and more



Ellucian SIS Support

- Bi-directional SIS Integration saves time for Administrators and improves efficiency for Instructors
- Ellucian ILP Adapter – coming August
 - Near Real-time Provisioning of Users, Courses and Enrollments from Banner & Colleague
 - Instructor Initiated Grade Sync (including Midterms, Final, and Last Date of Attendance)
 - Leverages IMS Learning Information Services (LIS 2.0)
 - Full Vendor Support – Requires Ellucian Intelligent Learning Platform for D2L Brightspace



COLLEAGUE[®] by **ellucian**[®]

BANNER[®] by **ellucian**[®]

Final Notes

Higher Ed Spotlight Deep Dive



You've just watched the exciting new features at the Solution Spotlight. Join us at the Higher-Ed Spotlight Deep Dive to hear about our newest product offerings you just watched on the Fusion Mainstage from our Higher-Ed specialists!

TIME

- Thu @ 2:10pm

LOCATION/ROOM

- Tower Ballroom 2

Questions?

- We welcome your feedback for this session
 - Use the FUSION 2017 mobile app to leave feedback and comments now!
- Release notes, blogs and more information available on the Brightspace Community – <https://community.brightspace.com>
- For any additional questions or follow-up, email:
Cressa.Price@d2l.com